

revamp
REVAMP

P r o f e s s i o n a l



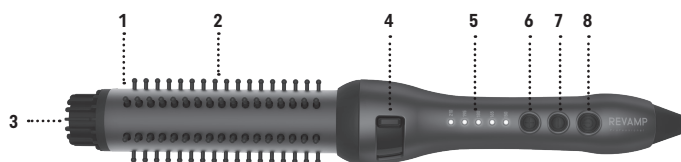
USER GUIDE

PROGLOSS VOLUME & WAVE

HOT CERAMIC BRUSH

BR-1300

FEATURES



1. 32mm large ceramic barrel
2. Retractable bristles
3. Cool tip
4. Perfect Endings button
5. Temperature indicator LEDs
6. Temperature control + button
7. Temperature control - button
8. Power button




PERFECT ENDINGS

The Volume & Waves Heated Ceramic Brush includes the unique Perfect Endings feature. As you run the brush through your hair, slide the Perfect Endings switch to make the bristles retract. This allows you to remove the brush easily without pulling your hair, keeping your style intact.


PROGLOSS™ SUPER SMOOTH OILS

Every product in the Revamp haircare range is infused with PROGLOSS™ SUPER SMOOTH OILS - enriched with Argan, Keratin and Coconut for ultimate smoothness and shine.

INSTRUCTIONS FOR USE

- Before use, ensure the hair is clean, dry and tangle-free.
- For extra protection, apply a heat protection spray.
- Clip up your hair ready for styling.
- Plug the product into a 220-240V mains power supply.
- Press the Power button  to turn on the brush.
- The brush has 5 heat settings. If you have fine, delicate or coloured hair, use the lower heat settings. If you have thick or coarse hair, use the higher heat settings. REVAMP recommends to start on the lowest setting on initial use and increase the temperature until the desired result is achieved.
- The default temperature is 150°C. Use the temperature control  and  buttons to select your desired temperature:

SETTING	TEMPERATURE
1	150°C
2	165°C
3	180°C
4	195°C
5	210°C

- The temperature indicator LED will flash until the temperature selected has been reached. Once the temperature has been reached the LED will remain static.
- Wrap the hair around the brush starting with the hair at the root near the handle and then wrapping the hair towards the brush tip.
- Allow approximately 10 seconds for the curl to form.
- Release the hair by sliding the Perfect Endings switch. This retracts the bristles and allows you to remove the brush smoothly and effortlessly from your hair.
- After using the brush, switch off by holding the POWER button  for 2 seconds, unplug, place on a heat resistant surface and allow to cool before storing away.

Follow us on www.revamphair.com for the latest hair tips and advice.

Please note:

- This is a high-performance product, avoid frequent use to prevent hair damage.
- Regular use of styling products may deteriorate the coating.
- While heating, during use and cooling, place on a heat resistant surface. Only hold unit by the handle.

- Do not scratch the surface of the product as this will deteriorate the effectiveness of the coating.
- The product reaches a very high temperature during operation, please style with caution when using. Make sure to keep away from the scalp and skin to avoid burns.

AUTO SHUT-OFF

This appliance has an automatic shut off feature for added safety. If the appliance is switched on for more than 72 minutes continuously, then it will automatically switch off. If you wish to continue using the appliance after this time, press the power button to switch on. Use the temperature control to select your desired temperature.

This feature should not be considered as a substitute for 'OFF'. ALWAYS REMEMBER TO SWITCH THE APPLIANCE OFF AND UNPLUG FROM THE MAINS WHEN NOT IN USE.

PLUG (BR-1300-GB ONLY)

This unit comes with a removable UK 3-pin plug. The 3-pin plug can be removed to reveal a European 2-pin plug by unscrewing the centre screw, lifting the rear cover and unclipping the European 2-pin plug. It can be replaced if necessary, by reversing this procedure. If required replace plug fuse with one the same value



If the plug on this appliance is damaged, it can be replaced with a BS 1363 plug, fitted with a BS 1362 fuse. Please use the same value of fuse supplied. Care must be taken when changing the plug. If in doubt, contact a qualified electrician.

CLEANING & MAINTENANCE

- Switch the appliance off, unplug from the mains, place on a heat resistant surface and allow to cool fully before cleaning.
- Wipe over all surfaces using a soft damp cloth. Do not use harsh abrasives or cleaners.
- Do not immerse the appliance in water or any other liquid.
- Ensure all parts are dried thoroughly with a soft towel before reusing.
- To prevent cord damage, do not wrap the cord around the appliance, always store the cord loosely next to the appliance.
- Store in a cool dry place.

IMPORTANT SAFEGUARDS

- This appliance can be used by children aged from 16 years and above. Persons with reduced physical, sensory or mental capabilities should not use this product. Persons with lack of experience and knowledge can use the product if they have been supervised/instructed and understand the hazards involved. Children shall not play with the appliance. Cleaning and user maintenance shall not be done by children unless they are older than 16 and supervised. Keep the appliance and cable out of reach of children under 16 years during use and cool down.
- **WARNING:** for additional protection the installation of a residual current device (RCD) with a rated residual operating current not exceeding 30mA is advisable. Ask an electrician for advice.
- Always ensure the voltage to be used corresponds to the voltage stated on the unit before plugging the appliance into the mains socket.
- THIS APPLIANCE SHOULD BE UNPLUGGED FROM THE MAIN SUPPLY WHEN NOT IN USE.
- **WARNING:** This appliance must not be taken into a bathroom. It should not be used near bathtubs, basins or any other vessels containing water.
- This appliance must not be used outdoors.
- Avoid allowing any part of the appliance to come into contact with the face, neck or scalp.
- Do not use the appliance while drowsy or sleeping.
- Do not leave the appliance unattended while plugged in.
- Only set the appliance down while still on, on the product's stand.
- Do not operate with wet hands.
- Do not place the appliance on any soft furnishings or materials e.g. carpet, bedding, towels, rugs etc.
- Do not operate where aerosol (spray) products are being used or where oxygen is being administered.

- Do not let the cord hang over the edge of a table or counter or let it come into contact with any hot surfaces.
- Do not carry the appliance by the power cord.
- Do not wrap the cord around the unit. Check the cord regularly for any sign of damage.
- If the power cord becomes damaged, discontinue use immediately and return the appliance to your nearest authorised service dealer for repair or replacement in order to avoid a hazard.
- Do not use the appliance if it is damaged or malfunctions.
- Do not use attachments other than those supplied with this product.
- Do not take the appliance apart. There are no serviceable parts inside.
- Let the appliance cool down before cleaning and storing away.

TWO YEAR GUARANTEE

FKA Brands Ltd guarantees this product from defect in material and workmanship for a period of 2 years from the date of purchase, except as noted below. This FKA Brands Ltd product guarantee does not cover damage caused by misuse or abuse; accident; the attachment of any unauthorised accessory; alteration to the product; or any other conditions whatsoever that are beyond the control of FKA Brands Ltd. This guarantee is effective only if the product is purchased and operated in the UK / EU. A product that requires modification or adaptation to enable it to operate in any country other than the country for which it was designed, manufactured, approved and / or authorised, or repair of products damaged by these modifications is not covered under this guarantee. FKA Brands Ltd shall not be responsible for any type of incidental, consequential or special damages. To obtain guarantee service on your product, return the product post-paid to your local service centre along with your dated sales receipt (as proof of purchase). Upon receipt, FKA Brands Ltd will repair or replace, as appropriate, your product and return it to you, post-paid. Guarantee is solely through service centre. Service of this product by anyone other than the service centre voids the guarantee. This guarantee does not affect your statutory rights. For your local service centre, go to

www.revamphair.com/servicecentres

WEEE explanation



This marking indicates that this product should not be disposed with other household wastes throughout the EU. To prevent possible harm to the environment or human health from uncontrolled waste disposal, recycle it responsibly to promote the sustainable reuse of material resources. To return your used device, please use the return and collection systems or contact the retailer where the product was purchased. They can take this product for environmental safe recycling.



SALON BRITISH BRANDS

Revamp is a trademark of Salon British Brands.

Distributed in UK & EU by FKA Brands Limited, Somerhill Business Park,
Tonbridge, Kent TN11 0GP, UK / Tel: 01473 874016

Via Giosuè Carducci 125, 20099 Sesto S. Giovanni, Milan, Italy / Tel: 0039 0236006064

EU Importer: FKA Brands Ltd, 29 Earlsfort Terrace, Dublin 2, Ireland
csupport@revamphair.com

IB-BR1300-0820-02